

Math 13 Fall 2004

Calculus of Vector-valued Functions

Examples of Parametrized Surfaces

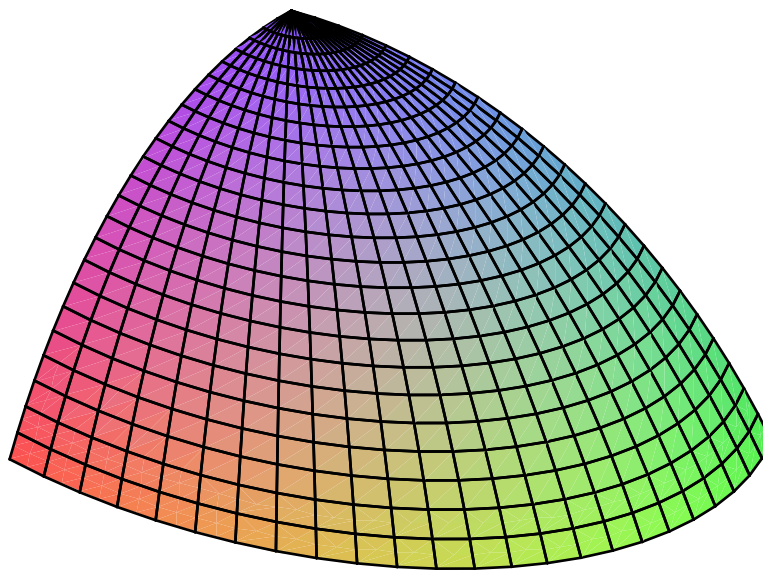
November 16, 2004

Define a parametrized surface in the space

```
> X := (s, t) -> [2 * cos(s) * sin(t), 2 * sin(s) * sin(t), 2 * cos(t)];  
X := (s, t) -> [2 cos(s) sin(t), 2 sin(s) sin(t), 2 cos(t)]
```

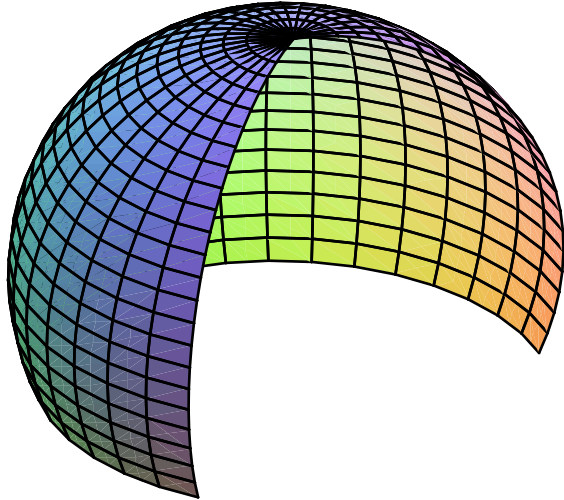
Let's render it with parameters taking values in some rectangle.
Looks like a slice of a sphere!

```
> plot3d(X(s,t), s = 0 .. 2, t = 0 .. 1);
```



Make the parametrizing rectangle larger ...

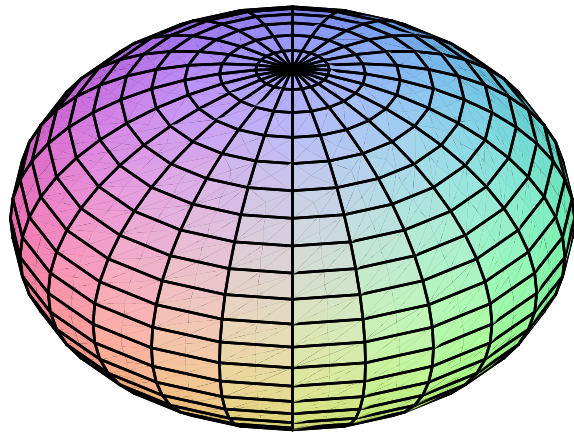
```
> plot3d(X(s,t), s = 0 .. 4, t = 0 .. 2);
```



... and larger. It's indeed a sphere!

Black lines are the coordinate curves. "Meridians" and "latitude circles" correspond to s and t being constants, respectively.

```
> plot3d(X(s,t), s = 0 .. 2*Pi, t = 0 .. Pi);
```



```
>
```